

Financial Engineering and Economic Development

Pedro Amaral¹ Dean Corbae² Erwan Quintin²

¹Federal Reserve Bank of Cleveland

²Wisconsin School of Business

May 20, 2017

The views expressed in this article are those of the authors and don't necessarily reflect the position of the Federal Reserve Bank of Cleveland or the Federal Reserve System.

Motivation

- ▶ Financial development and economic development are highly correlated

Motivation

- ▶ Financial development and economic development are highly correlated
- ▶ But at high level of development, the connection becomes weaker, if not negative

Motivation

- ▶ Financial development and economic development are highly correlated
- ▶ But at high level of development, the connection becomes weaker, if not negative
- ▶ Typical story:
 1. Institutional improvements initially makes credit available to heretofore borrowing constrained producers
 2. But eventually most engineering is repackaging and this has ambiguous effect on the same variables

Motivation

- ▶ Financial development and economic development are highly correlated
- ▶ But at high level of development, the connection becomes weaker, if not negative
- ▶ Typical story:
 1. Institutional improvements initially makes credit available to heretofore borrowing constrained producers
 2. But eventually most engineering is repackaging and this has ambiguous effect on the same variables
- ▶ Our goal: formalize and evaluate the second part of this story

Summary

- ▶ Intermediaries tranche fundamental cash-flows to cater to heterogenous investors

Summary

- ▶ Intermediaries tranche fundamental cash-flows to cater to heterogenous investors
- ▶ When tranching costs fall:
 1. Tranching activities increase
 2. Investment projects that were not profitable before become profitable

Summary

- ▶ Intermediaries tranche fundamental cash-flows to cater to heterogenous investors
- ▶ When tranching costs fall:
 1. Tranching activities increase
 2. Investment projects that were not profitable before become profitable
- ▶ TFP impact depends on the average productivity of these new projects

Summary

- ▶ Intermediaries tranche fundamental cash-flows to cater to heterogenous investors
- ▶ When tranching costs fall:
 1. Tranching activities increase
 2. Investment projects that were not profitable before become profitable
- ▶ TFP impact depends on the average productivity of these new projects
- ▶ While spending on securities generally rises, much of this spending may go to tranching costs and producer/intermediary rents

Summary

- ▶ Intermediaries tranche fundamental cash-flows to cater to heterogenous investors
- ▶ When tranching costs fall:
 1. Tranching activities increase
 2. Investment projects that were not profitable before become profitable
- ▶ TFP impact depends on the average productivity of these new projects
- ▶ While spending on securities generally rises, much of this spending may go to tranching costs and producer/intermediary rents
- ▶ Impact on capital formation and output is ambiguous

Summary

- ▶ Intermediaries tranche fundamental cash-flows to cater to heterogenous investors
- ▶ When tranching costs fall:
 1. Tranching activities increase
 2. Investment projects that were not profitable before become profitable
- ▶ TFP impact depends on the average productivity of these new projects
- ▶ While spending on securities generally rises, much of this spending may go to tranching costs and producer/intermediary rents
- ▶ Impact on capital formation and output is ambiguous
- ▶ It is small at best, if not negative outright

Literature

- ▶ King and Levine (1993), Rajan and Zingales (1998) ...
- ▶ Amaral and Quintin (2010), Midrigan and Xu (2014), Moll (2014) ...
- ▶ Berkes, Panizza and Arcand (2012), Gennaioli, Shleifer and Vishny (2012)
- ▶ Allen and Gale (1989, 1991), Corbae and Quintin (2016)

▶ Other related papers

The environment

- ▶ Time is discrete and infinite
- ▶ Mass one of two-period lived households
- ▶ Supply one unit of labor when young, invest their earnings, consume when old
- ▶ Household type 1 is risk neutral
- ▶ Household type 2 is infinitely risk averse (only value the worst-case scenario)
- ▶ Large mass of one-period lived producers
- ▶ Stand-in intermediary

Safe technology

- ▶ Safe technology transforms capital k into Ak^ω units of the consumption good with $\omega \in (0, 1)$
- ▶ Household earn gross return $R \equiv \omega k^{\omega-1}$

Safe technology

- ▶ Safe technology transforms capital k into Ak^ω units of the consumption good with $\omega \in (0, 1)$
- ▶ Household earn gross return $R \equiv \omega k^{\omega-1}$
- ▶ Rents consumed every period by producers

Safe technology

- ▶ Safe technology transforms capital k into Ak^ω units of the consumption good with $\omega \in (0, 1)$
- ▶ Household earn gross return $R \equiv \omega k^{\omega-1}$
- ▶ Rents consumed every period by producers
- ▶ Risk-averse household lose fraction $\delta \in (0, 1)$ of their investment in transaction costs so that their net return is $(1 - \delta)R$

Risky technology

- ▶ Each producer has a type (z_B, z_G)
- ▶ Can activate a project by installing a unit of capital

Risky technology

- ▶ Each producer has a type (z_B, z_G)
- ▶ Can activate a project by installing a unit of capital
- ▶ Once capital is installed, aggregate conditions are either good (G) or bad (B)
- ▶ Markov with transition T

Risky technology

- ▶ Each producer has a type (z_B, z_G)
- ▶ Can activate a project by installing a unit of capital
- ▶ Once capital is installed, aggregate conditions are either good (G) or bad (B)
- ▶ Markov with transition T
- ▶ An active producer of talent $z \in \{z_B, z_G\}$ transforms labor n into the consumption good according to

$$z^{1-\alpha} n^\alpha$$

where $\alpha \in (0, 1)$

- ▶ Define:

$$\Pi(w; z) \equiv \max_{n>0} z^{1-\alpha} n^\alpha - nw$$

Intermediation

- ▶ Investments in risky projects are intermediated
- ▶ Intermediary purchases a project for price $\kappa(z_B, z_G)$
- ▶ It sells claims to the pool's output

Intermediation

- ▶ Investments in risky projects are intermediated
- ▶ Intermediary purchases a project for price $\kappa(z_B, z_G)$
- ▶ It sells claims to the pool's output
- ▶ Selling securities to risk-neutral agents is free
- ▶ Selling securities to risk-averse agents carries a verification cost c

Willingness-to-pay for securities

- ▶ Risk-neutral households are willing to pay

$$q^1(B) = \frac{T(B|\eta_{-1})}{R}$$

for a marginal increase in their payoff if bad times materialize

Willingness-to-pay for securities

- ▶ Risk-neutral households are willing to pay

$$q^1(B) = \frac{T(B|\eta_{-1})}{R}$$

for a marginal increase in their payoff if bad times materialize

- ▶ Likewise,

$$q^1(G) = \frac{T(G|\eta_{-1})}{R}$$

Willingness-to-pay for securities

- ▶ Risk-neutral households are willing to pay

$$q^1(B) = \frac{T(B|\eta_{-1})}{R}$$

for a marginal increase in their payoff if bad times materialize

- ▶ Likewise,

$$q^1(G) = \frac{T(G|\eta_{-1})}{R}$$

- ▶ As for risk-averse agents, it only make sense to sell safe securities to them and they value safe payoffs by

$$q^2 = \frac{1}{(1 - \delta)R}$$

Willingness-to-pay for securities

- ▶ Risk-neutral households are willing to pay

$$q^1(B) = \frac{T(B|\eta_{-1})}{R}$$

for a marginal increase in their payoff if bad times materialize

- ▶ Likewise,

$$q^1(G) = \frac{T(G|\eta_{-1})}{R}$$

- ▶ As for risk-averse agents, it only make sense to sell safe securities to them and they value safe payoffs by

$$q^2 = \frac{1}{(1 - \delta)R}$$

- ▶ By assumption,

$$q^2 > q^1(B) + q^1(G)$$

Intermediary's problem

Intermediaries choose b to maximize:

$$q^2 b + q^1(G) \left(\Pi(w(G); z_G) - b \right) + q^1(B) \left(\Pi(w(B); z_B) - b \right) - \kappa(z_B, z_G) - c 1_{\{b>0\}},$$

subject to:

$$b \leq \Pi(w(B); z_B).$$

Equilibrium

An equilibrium consists of project prices, wage rates, security menus, pricing kernels, and policies for all agents such that, at all dates and histories:

1. Old agents consume the payoff of their portfolio while young agents save their earnings
2. Security menus solve the intermediary's problem
3. Profits are zero for the intermediary
4. $R_t = \omega k_t^{\omega-1}$
5. Producers of type z are active if and only if $\kappa_t(z_B, z_G) \geq 1$
6. The market for labor clears
7. Pricing kernels satisfy:

$$7.1 \quad q_t^1(\eta) = \frac{T(\eta|\eta_{t-1})}{R_t} \text{ for each } \eta \in \{B, G\};$$

$$7.2 \quad q_t^2 = \frac{1}{(1-\delta)R_t}.$$

Financial policies

Lemma

In any equilibrium, the consumption of risk-averse agents is risk-free and they only purchase risk-free securities.

Financial policies

Lemma

In any equilibrium, the consumption of risk-averse agents is risk-free and they only purchase risk-free securities.

Lemma

In any equilibrium, κ is monotonic among active projects.

Financial policies

Lemma

In any equilibrium, the consumption of risk-averse agents is risk-free and they only purchase risk-free securities.

Lemma

In any equilibrium, κ is monotonic among active projects.

Proposition

If the intermediary activates projects of type $z \equiv (z_B, z_G)$, then it also activates all projects of type $z' \geq z$. Furthermore, among active projects and μ -almost surely:

- 1. Either $b(z) = 0$ or $b(z) = \Pi(w(B); z_B)$*
- 2. $b(z_B, z_G)$ is monotonic in z_B in the sense that given z_G , $b(z'_B, z_G) \geq b(z_B, z_G)$ whenever $z'_B > z_B$, strictly so when $b(z_B, z_G) > 0$.*

Aggregation

Let K be the aggregate quantity of capital used to operate active projects. Then:

$$K = \int_{Z_{\Theta}} d\mu.$$

Futhermore,

$$F(\eta, K, N) = \bar{z}(\eta)^{1-\alpha} K^{1-\alpha} N^{\alpha},$$

where \bar{z} is the average productivity of active projects.

Existence and comparative statics

Proposition

An equilibrium exists. Furthermore, all equilibria feature strictly positive storage.

Existence and comparative statics

Proposition

An equilibrium exists. Furthermore, all equilibria feature strictly positive storage.

Proposition

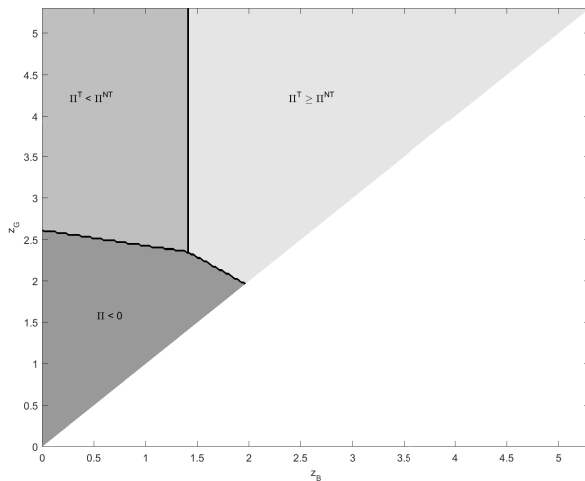
Assume that $\frac{z_G}{z_B}$ is μ -almost surely a constant. Assume that in a given economy and in a particular period, tranching costs suddenly fall. An equilibrium path exists in economy where gross investment (i.e. spending on securities) rises on impact.

Parametrization

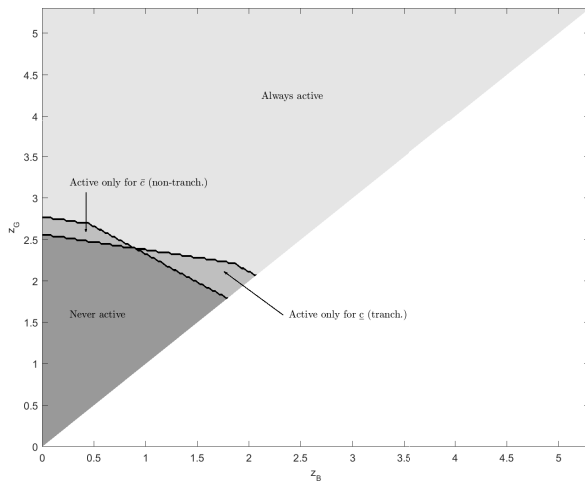
- ▶ One period= 25 years
- ▶ $\omega = .37$ which implies a yearly safe rate of return of 4%
- ▶ $\delta = 0.22$ which means that risk-averse agents are willing to pay 100 basis points premium on safe assets
- ▶ $T_{BB} = .2, T_{GG} = .8$
- ▶ μ is bivariate normal and is specified to imply:
 1. Average output difference of 1% a year between good and bad times
 2. A ratio of producer rents to value added of around 10%

▶ Algorithm

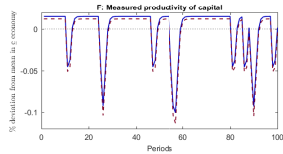
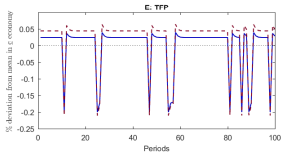
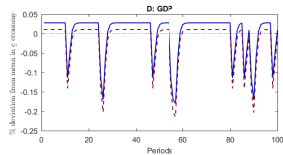
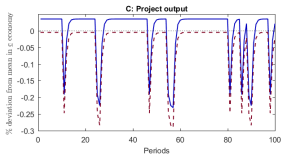
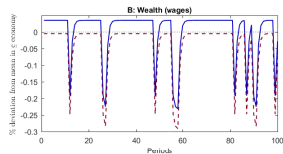
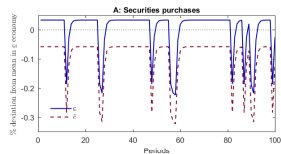
Producer/intermediary policies



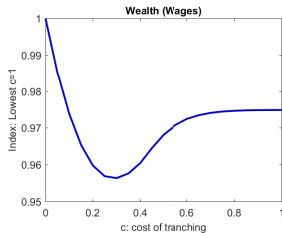
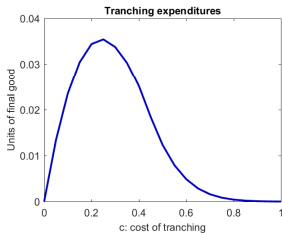
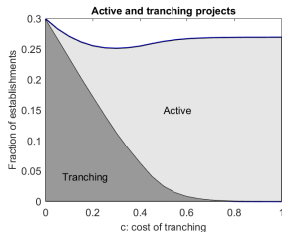
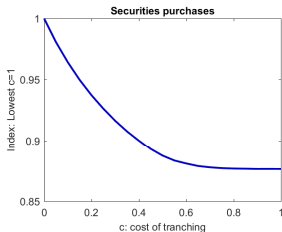
Changes in tranching costs



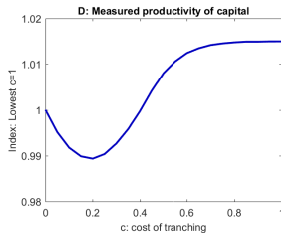
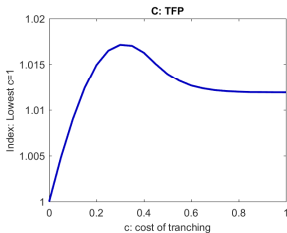
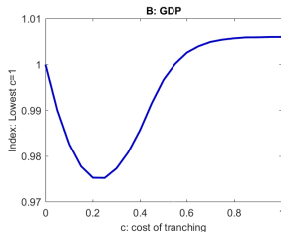
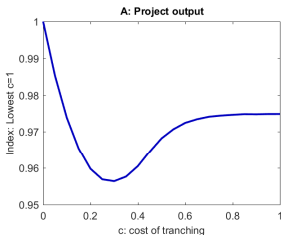
Stochastic steady state



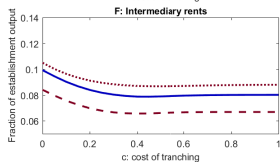
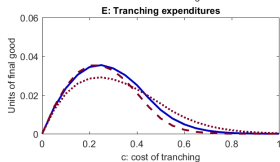
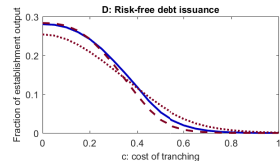
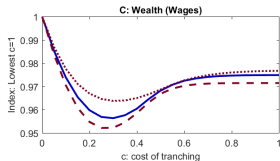
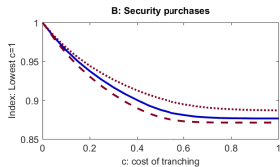
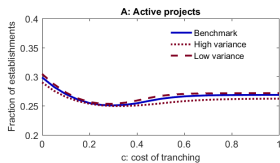
Changes in tranching costs



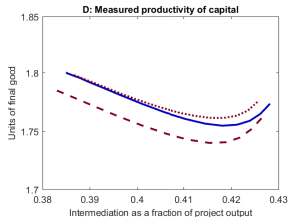
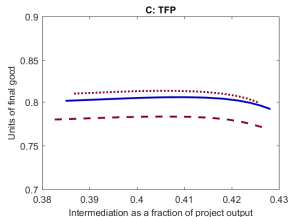
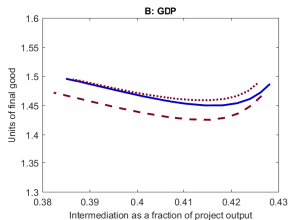
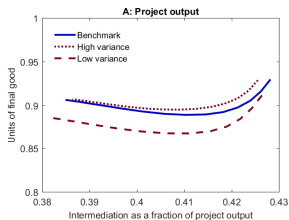
Changes in tranching costs



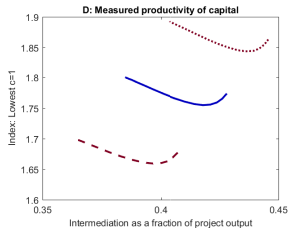
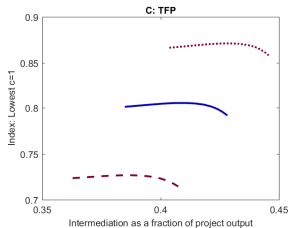
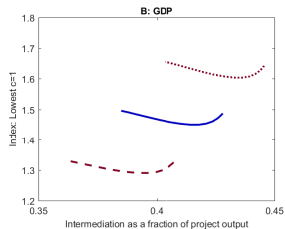
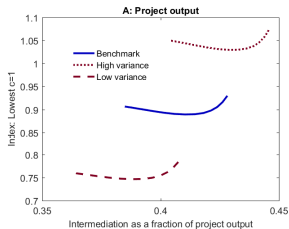
Sensitivity to talent dispersion



Financial engineering and economic development



Enterprise leads, finance follows



Conclusion

- ▶ We find the impact of making tranching cheaper to be small, and it can be negative
- ▶ Much of the investment boom caused by making securitization cheaper can be dissipated into tranching costs and and rents

Conclusion

- ▶ We find the impact of making tranching cheaper to be small, and it can be negative
- ▶ Much of the investment boom caused by making securitization cheaper can be dissipated into tranching costs and and rents
- ▶ Probably best to think of financial development as consisting of two distinct phases
 1. Initially, institutional gains enable constrained producers to become active and/or operate more effectively.
 2. In economies with already well functioning markets, financial innovation tends to take the form of repackaging

Conclusion

- ▶ We find the impact of making tranching cheaper to be small, and it can be negative
- ▶ Much of the investment boom caused by making securitization cheaper can be dissipated into tranching costs and and rents
- ▶ Probably best to think of financial development as consisting of two distinct phases
 1. Initially, institutional gains enable constrained producers to become active and/or operate more effectively.
 2. In economies with already well functioning markets, financial innovation tends to take the form of repackaging
- ▶ First phase delivers potentially high output and TFP gains

Conclusion

- ▶ We find the impact of making tranching cheaper to be small, and it can be negative
- ▶ Much of the investment boom caused by making securitization cheaper can be dissipated into tranching costs and and rents
- ▶ Probably best to think of financial development as consisting of two distinct phases
 1. Initially, institutional gains enable constrained producers to become active and/or operate more effectively.
 2. In economies with already well functioning markets, financial innovation tends to take the form of repackaging
- ▶ First phase delivers potentially high output and TFP gains
- ▶ Second phase probably not so much

More papers

- ▶ Goldsmith (1969), McKinnon (1973) and Shaw (1973)
- ▶ Greenwood and Jovanovic (1990), Bencivenga and Smith (1991), Banerjee and Newman (1993), Khan (2001), Amaral and Quintin (2006)
- ▶ Erosa (2001), Jeong and Townsend (2007), Erosa and Cabrillana (2008), Quintin (2008), Buera, Kaboski, and Shin (2011), Buera and Shin (2013), Caselli and Gennaioli (2013)

▶ Go back

Algorithm

1. Given parameters, solve for household and intermediary policy functions for every possible aggregate state of the economy;
2. Draw a 1000-period sequence of aggregate shocks $\{\eta_t\}_{t=1}^{1000}$ using the Markov transition matrix T and record the value of all endogenous variables starting from an arbitrary value of aggregate wealth;
3. After dropping the first 100 periods, so that assumed initial conditions have at most a negligible effect on the value of endogenous variables, compute average values for all endogenous variables.

▶ Go back